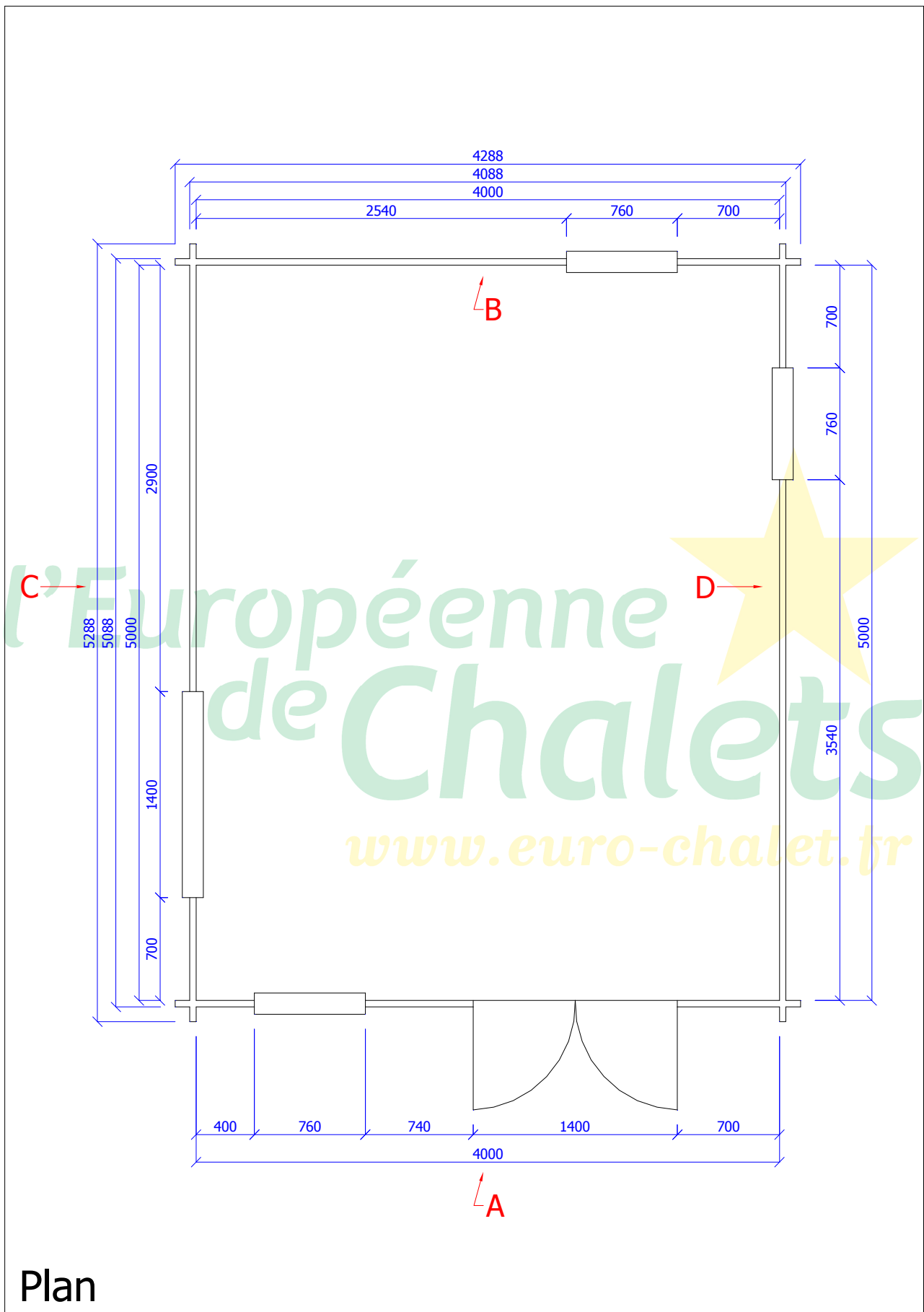



Joint de sol

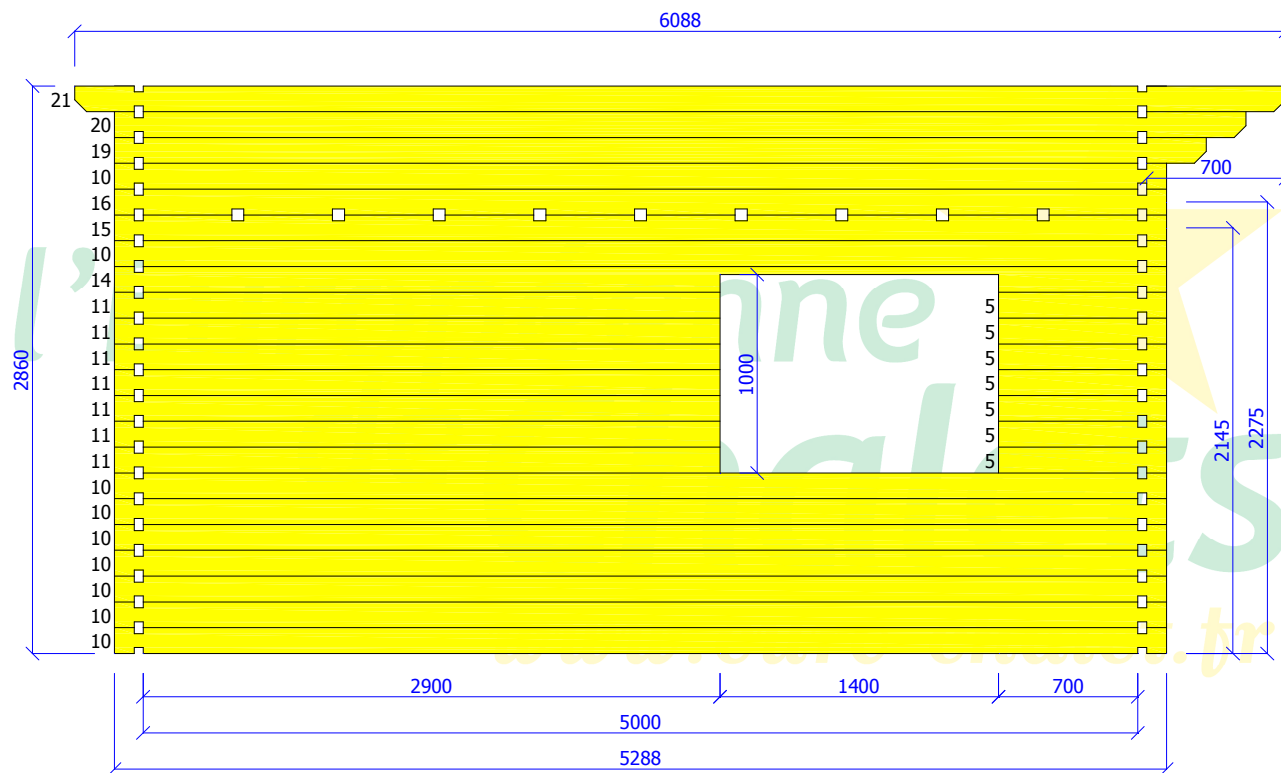


Plan



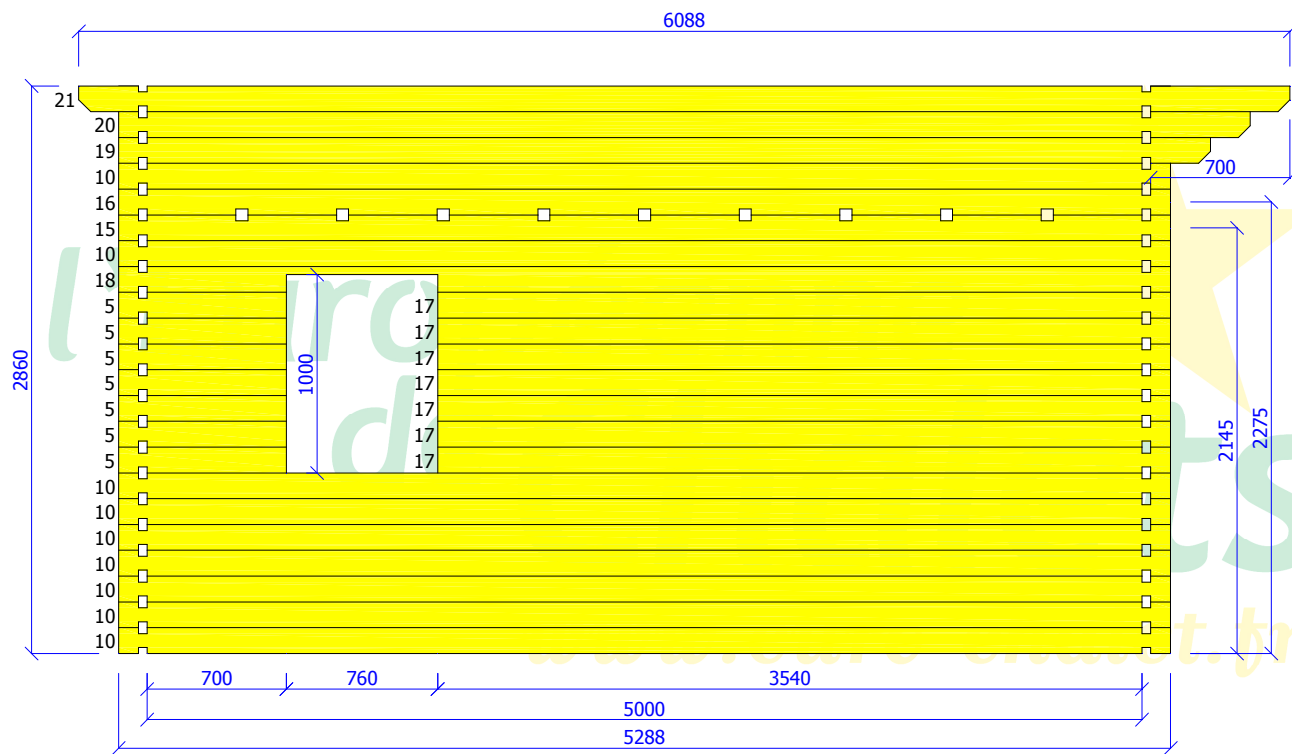
Solives de l'etage

Modèle standard 20m² avec mezzanine totale | 01262



























Mur C

Modèle standard 20m² avec mezzanine totale | 01262



Mur D

| Pos. N° | Dimensions | | | Quantité art., m ² | Profil de l'élément | Note |
|---------|------------|---------|-----------|-------------------------------|--|--------------------|
| | Longueur | Largeur | Epaisseur | | | |
| 1. | 4288 | 65 | 44 | 2 |  | A B |
| 2. | 2044 | 130 | 44 | 7 |  | A |
| 3. | 544 | 130 | 44 | 7 |  | A |
| 4. | 740 | 130 | 44 | 7 |  | A |
| 5. | 844 | 130 | 44 | 35 |  | A B C D |
| 6. | 4288 | 130 | 44 | 1 |  | A |
| 7. | 4288 | 130 | 44 | 17 |  | A B |
| 8. | 2684 | 130 | 44 | 7 |  | B |
| 9. | 4288 | 130 | 44 | 1 |  | B |
| 10. | 5288 | 130 | 44 | 18 |  | C D |
| 11. | 3044 | 130 | 44 | 7 |  | C |
| 12. | 4288 | 1560 | 44 | 1 |  | A |
| 13. | 4288 | 1560 | 44 | 1 |  | B |
| 14. | 5288 | 130 | 44 | 1 |  | C |
| 15. | 5288 | 130 | 44 | 2 |  | C D |
| 16. | 5288 | 130 | 44 | 2 |  | C D |
| 17. | 3684 | 130 | 44 | 7 |  | D |
| 18. | 5288 | 130 | 44 | 1 |  | D |
| 19. | 5488 | 130 | 44 | 2 |  | C D |
| 20. | 5688 | 130 | 44 | 2 |  | C D |
| 21. | 6088 | 130 | 44 | 1+1 |  | C D |
| 22. | 6088 | 140 | 60 | 6+1 |  | Chevrans |
| 23. | 4288 | 130 | 60 | 8 |  | Solives de l'etage |
| 24. | 2034 | 130 | 60 | 1 |  | Solives de l'etage |
| | | | | | | |
| | | | | | | |
| | | | | | | |
| | | | | | | |
| | | | | | | |

